

KOMATSU

PC210LCi-11

EU Stage V Engine

intelligent / 2.0
MACHINE CONTROL

HYDRAULIC EXCAVATOR

PRELIMINARY



PC210LCi

ENGINE POWER

123 kW / 165 HP @ 2.000 rpm

OPERATING WEIGHT

22.120 - 23.580 kg

BUCKET CAPACITY

max. 1,68 m³

Walk-Around

All the proven benefits of PC210LCi-11 plus intelligent Machine Control 2.0 with new features!

Powerful and Environmentally Friendly

- NEW** • EU Stage V engine
- NEW** • Komatsu Integrated Attachment Control (KIAC)
- Maximum productivity with intelligent Machine Control accuracy
- Adjustable idle shutdown
- Komatsu fuel-saving technology

First-Class Comfort

- Fully air-suspended operator station
- Low-noise design
- Widescreen monitor
- Low noise design: class-leading 67 dB(A)



PC210LCi-11

Intelligent Machine Control

- NEW** • More compact, touchscreen monitor
- NEW** • Bucket angle hold feature
- NEW** • Auto Tilt Control for tilt bucket
- NEW** • IMU sensor for tilt bucket integration
- Fully field proven automated digging control
- Fully factory integrated solution
- Fully supported by Komatsu

Safety First

- Komatsu SpaceCab™
- KomVision surround view system
- Improved monitoring system
- Neutral position detection system

Quality You Can Rely On

- Komatsu-quality components
- Extensive dealer support network
- Reliable and efficient
- Rugged design

KOMTRAX

- Komatsu Wireless Monitoring System
- 4G mobile communications
- Integrated communication antenna
- Increased operational data and fuel savings
- Machine control working data



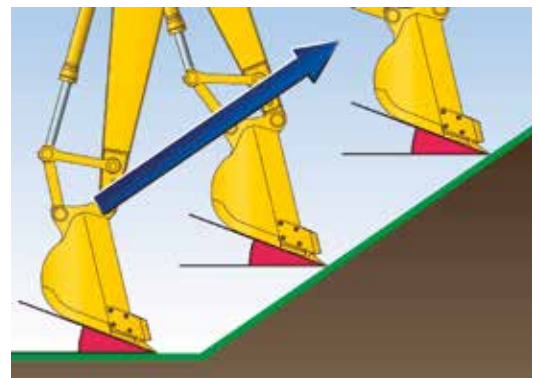
New Auto Tilt Control

Automatically tilts bucket to design and returns it to horizontal to unload. Makes delivering final grade quicker and easier.




New 10,4" iMC monitor

Slimmer, lighter and more compact, with increased memory capacity and processing speed. Positioning, mounting and dismantling are easier than ever.



New bucket angle hold feature

Operator selects desired bucket angle and the system maintains bucket angle through grading pass. Vastly increases ease of operation on final grading and trimming work.



Complimentary maintenance program for customers

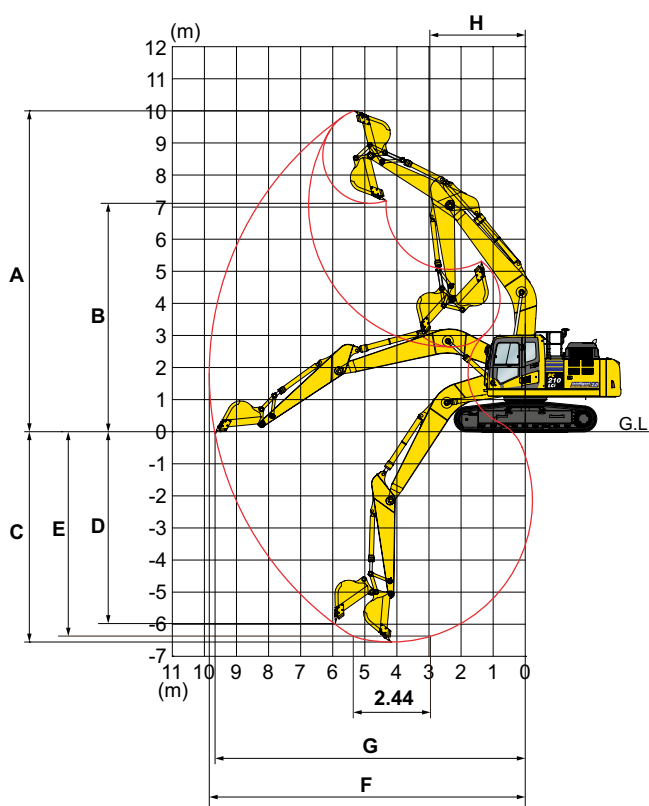
ENGINE

Model	Komatsu SAA6D107E-3
Type	Common rail direct injection, water-cooled, emissionised, turbocharged, after-cooled diesel
Engine power	
at rated engine speed	2.000 rpm
ISO 14396	123 kW/165 HP
ISO 9249 (net engine power)	123 kW/165 HP
No. of cylinders	6
Bore x stroke	107 x 124 mm
Displacement	6,69 l

HYDRAULIC SYSTEM

Type	HydraMind. Closed-centre system with load sensing and pressure compensation valves
Main pump	2 variable displacement piston pumps supplying boom, arm, bucket, swing and travel circuits
Maximum pump flow	475 l/min
Relief valve settings	
Implement	380 kg/cm ²
Travel	380 kg/cm ²
Swing	295 kg/cm ²
Pilot circuit	33 kg/cm ²

WORKING RANGE



UNDERCARRIAGE

Construction	X-frame centre section with box section track frames
Track assembly	
Type	Fully sealed
Shoes (each side)	49
Tension	Combined spring and hydraulic unit
Rollers	
Track rollers (each side)	9
Carrier rollers (each side)	2

ENVIRONMENT

Engine emissions	Fully complies with EU Stage V exhaust emission regulations
Noise levels	
LwA external	100 dB(A) (2000/14/EC Stage II)
LpA operator ear	67 dB(A) (ISO 6396 dynamic test)
Vibration levels (EN 12096:1997)	
Hand/arm	≤ 2,5 m/s ² (uncertainty K = 0,49 m/s ²)
Body	≤ 0,5 m/s ² (uncertainty K = 0,24 m/s ²)
Contains fluorinated greenhouse gas HFC-134a (GWP 1430). Quantity of gas 0,9 kg; CO ₂ equivalent 1,29 t	

ARM LENGTH

	2,9 m
A Max. digging height	10.000 mm
B Max. dumping height	7.110 mm
C Max. digging depth	6.620 mm
D Max. vertical wall digging depth	5.980 mm
E Max. digging depth of cut for 2,44 m level	6.370 mm
F Max. digging reach	9.875 mm
G Max. digging reach at ground level	9.700 mm
H Min. swing radius	3.040 mm